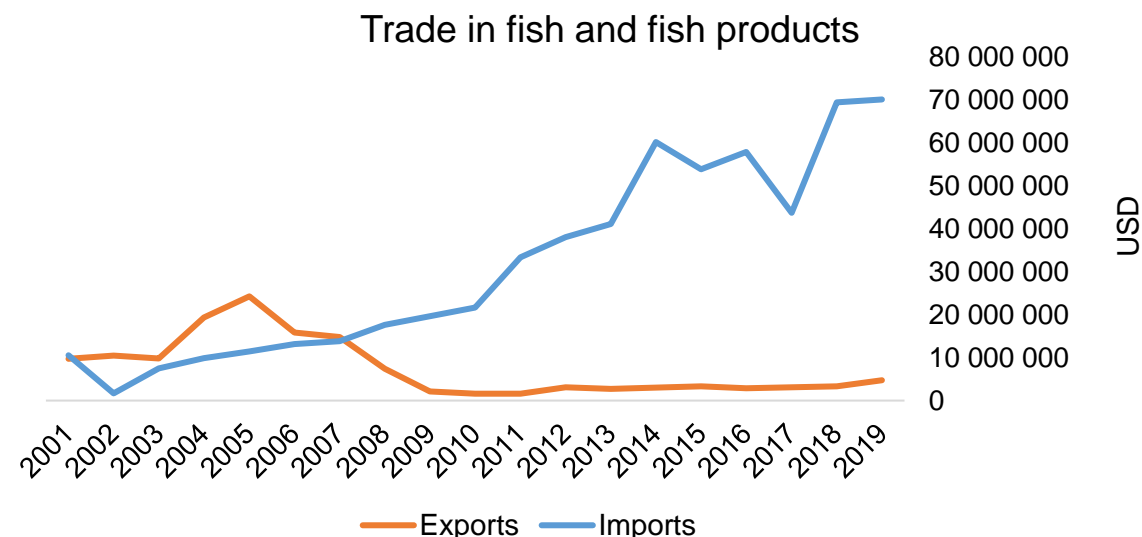




COUNTRY BRIEF

Population	Ease of doing business rank
2 080 000	169th
Length of coastline	Exclusive economic zone
2 019 km	180 676 km²
Average GDP growth	GDP per capita
N/A	USD 7 767



GDP from fisheries

N/A

Fish available for consumption

30.9 kg/capita

Imports of fish and fish
products - 2019

USD 70 051 150

Agricultural GDP from fisheries

N/A

Fisheries and aquaculture
production

Total 29 058 tonnes

Fisheries 100%

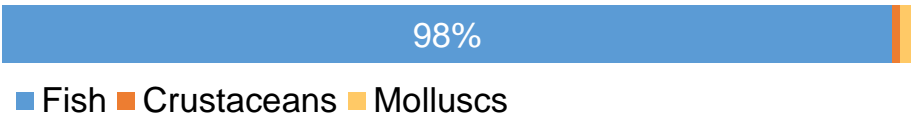
Aquaculture 0%

Exports of fish and fish
products - 2019

USD 4 725 190

Production and Trade Breakdown

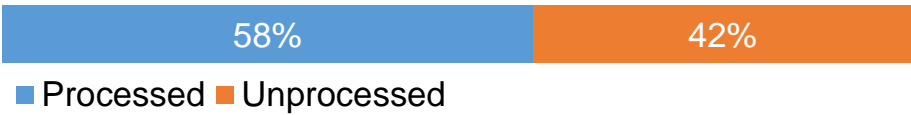
Production by volume



Imports by value



Exports by value



Production - Top 10 Species (Volume)

		Tonnes
1 st	Sampa	7 280
2 nd	Bonga shad	6 140
3 rd	Mullets nei	2 070
4 th	West African croakers nei	1 953
5 th	African obscure snakehead	1 340
6 th	Dentex nei	1 143
7 th	Giant African threadfin	1 026
8 th	Marine fishes nei	990
9 th	Jack and horse mackerels nei	666
10 th	Black catfishes nei	660

Imports - Top 10 Products (Value)

			USD
1 st	Sardines, sardinella, brisling or sprats	prepared or preserved; whole or in pieces HS 1604.13	26 070 020
2 nd	Fish, other than species in 0303	frozen; excluding fillets, livers and roes HS 0303.89	14 774 160
3 rd	Fish, other than species in 1604	prepared or preserved; whole or in pieces HS 1604.19	6 318 380
4 th	Tilapias	frozen; excluding fillets, livers and roes HS 0303.23	5 957 390
5 th	Mackerel	frozen; excluding fillets, livers and roes HS 0303.54	4 836 280
6 th	Jack, horse mackerel	frozen; excluding fillets, livers and roes HS 0303.55	4 254 470
7 th	Fish	dried, whether or not salted; not smoked HS 0305.53	2 818 830
8 th	Fish	prepared or preserved HS 1604.20	2 209 060
9 th	Mackerel	prepared or preserved; whole or in pieces HS 1604.15	1 417 500
10 th	Tunas, skipjack, bonito	prepared or preserved; whole or in pieces HS 1604.14	360 800

Exports - Top 10 Products (Value)

			USD
1 st	Fish heads, tails, maws	frozen; excluding fillets, livers and roes HS 0303.99	1 809 300
2 nd	Fish heads, tails, maws	dried, smoked, salted or in brine HS 0305.72	1 419 980
3 rd	Yellowfin tunas	frozen; excluding fillets, livers and roes HS 0303.42	665 070
4 th	Skipjack, stripe-bellied bonito	frozen; excluding fillets, livers and roes HS 0303.43	249 960
5 th	Fish	prepared or preserved HS 1604.20	247 270
6 th	Shrimps, prawns	frozen HS 0306.17	178 890
7 th	Bigeye tunas	frozen; excluding fillets, livers and roes HS 0303.44	119 640
8 th	Sardines, sardinella, brisling or sprats	prepared or preserved; whole or in pieces HS 1604.13	24 350
9 th	Fish	dried, whether or not salted; not smoked HS 0305.59	8 190
10 th	Sole	frozen; excluding fillets, livers and roes HS 0303.33	1 810

A GLOBEFISH Product

Information, Disclaimer

Sources

Established in 1984, GLOBEFISH is a multi-donor funded project in the Fisheries Division of the Food and Agriculture Organization of the United Nations (FAO), responsible for providing up-to-date market and trade information on fish and fish products.

[Visit our website](#)

[Subscribe to our newsletter](#) or [email us](#)

Recent Publications



[Globefish Highlights](#)

Our flagship publication, focused on prices and analysis of market trends covering a variety of major commodities. Released quarterly.



[Chinese Fish Price Report](#)

Comprehensive coverage of Chinese price trends, market information for commercially significant species, along with industry news and policy updates. Released quarterly.



[European Price Report](#)

Market and price analysis for fish and fish products in the European market. Released monthly.



This is the second edition of the GLOBEFISH Market Profiles produced for this country, and was made at the beginning of 2022.

These profiles are based on nationally reported data or information published by international agencies. As the profile is intended to reflect the most up to date information available, reporting years may vary between sections and commodities.

The designations employed and the presentation of material in this information product do not imply the expression of any opinion whatsoever on the part of FAO concerning the legal or constitutional status of any country, territory or sea area, or the delimitation of frontiers or boundaries.

The data herein presented is compiled by FAO staff at the time of its production, "as is" and "as available", and every effort is made to ensure, but not guarantee, their timeliness, accuracy and completeness. FAO assumes no responsibility for errors and omissions in the data provided. Users are, however, kindly asked to report any errors or deficiencies in this product to FAO GLOBEFISH (globefish@fao.org).

Please note

Re-exports and re-imports are not included. The term N/A has been used to indicate that information was not found in the indicated sources. The classification of fish and fish products as either processed or unprocessed is very broad, and is intended for indicative purposes only.

[HS codes for fish and fish products](#)

International trade codes for fish and fish products in a user friendly format.



Sources and time periods:

-Fishing and aquaculture production (2019):
FAO's [Global Fishery and Aquaculture Production Statistics](#)

-Fish available for consumption (2017):
FAO's [Fishery and Aquaculture Statistics 2019](#)

-Population (2019), GDP Growth (2015-2019), GDP per Capita (2019):
IMF's [World Economic Outlook Databases](#)

-Imports, Exports and Share of Trade (2000-2019):
FAO's [Global Fishery and Aquaculture Commodities Statistics](#)

-GDP, GDP from fisheries, GDP from agriculture (2019):
World Bank's [World Development Indicators](#),
OECD's [National Accounts Statistics](#) or
UNSD's [National Accounts](#)

-Ease of doing business (2019):
World Bank's [Ease of Doing Business](#) ranking

-Length of Coastline, Exclusive Economic Zone, Exclusive Fishing Zone (2003):
UNEP's [Global Environment Outlook](#)

[GLOBEFISH](#)

Explore more market information on the GLOBEFISH website



[GLOBEFISH on ISSUU](#)

Read GLOBEFISH publications on ISSUU

